



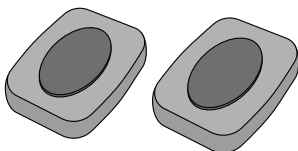
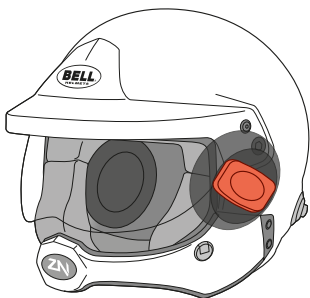
SERIOUS HEAD PROTECTION

EARCUPS FOAM SPACERS

For all Bell models with Earcups

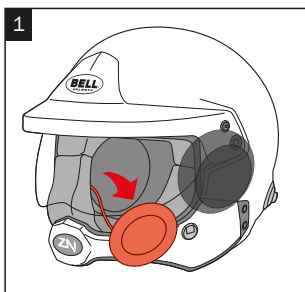
! IMPORTANT.

Read this notice before placing the **EARCUPS FOAM SPACERS** in your helmet!



Foam Spacers can be positioned behind the soft earcups to obtain the right level of pressure and insulation.

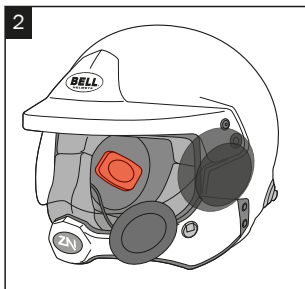
DIRECTIONS FOR USE



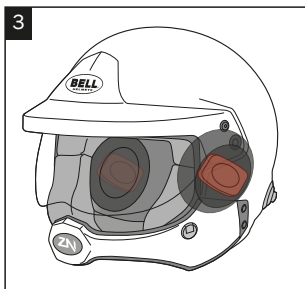
1. Remove the earcups from the helmet.

! WARNING.

If your helmet has a radio kit installed, be careful when removing the earcups to avoid damaging the wiring system.



2. Attach the foam spacer to the interior of the helmet with the male velcro.



3. Attach the earcups by velcro to the foam spacers.